




Hi First Grade!

Today we will learn how to set up and start stitching in an embroidery hoop.





1

Develop Craft •

I can try new tools like an embroidery hoop and needle.

2

Stretch & Explore ■

I can try new techniques and make mistakes to learn from.



Supplies You Will Need

Needle

Small folded paper

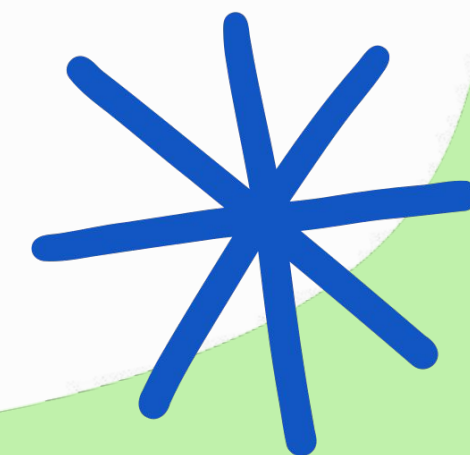
Yarn

Embroidery hoop with burlap






Embroidery Video Tutorial



Practice ideas



[More ideas from Cassie Stephen's class](#)

